



Friedrich Epple GmbH
Im Erlengrund 1
64678 Lindenfels, OT Eulsbach
Tel.: 06255 30030
E-Mail: info@motorroller.de
Web: www.motorroller.de

Teilebuch

XDZ 50 QT-K
Fischer XDZ 50 A

Motorroller.de
- seit 1993 -

目 录	CATALOGUE	目 录	CATALOGUE
FIG.1 气缸 1	FIG.1 Cylinder 1	FIG.19 电器 37	FIG.19 Electrical Devices 37
FIG.2 曲轴·活塞 2	FIG.2 Crankshaft·Piston 2	FIG.20 蓄电池 39	FIG.20 Battery 39
FIG.3 空气冷却罩·冷却风扇 4	FIG.3 Air Shroud·Fan 4	FIG.21 前挡泥板·内箱 ·前挡板 40	FIG.21 Front Fender·Inner Box·Front Cover 40
FIG.4 机油泵 6	FIG.4 Oil Pump 6	FIG.22 脚踏板·底盖 42	FIG.22 Floor Panel Comp. Bottom Cover 42
FIG.5 空滤器 8	FIG.5 Air Cleaner 8	FIG.23 中央护盖·车体盖 44	FIG.23 Body Center Cover· Body Side Cover 44
FIG.6 排气消声器 10	FIG.6 Exhaust Muffler 10	FIG.24 行李箱 46	FIG.24 Luggage Box 46
FIG.7 曲轴箱体 12	FIG.7 Crankcase 12	FIG.25 前叉·前减震器 48	FIG.25 Front Fork·Front Cushion 48
FIG.8 脚踏起动机构 16	FIG.8 Starter 16	FIG.26 前轮 50	FIG.26 Front Wheel 50
FIG.9 传动装置·离合器 18	FIG.9 Clutch 18	FIG.27 后轮·后制动件·后减 震器 54	FIG.27 Rear Wheel·Rear Brake Assy.·Rear Cushion 54
FIG.10 传动齿轮 20	FIG.10 Transmission 20	FIG.28 鞍座 56	FIG.28 Seat 56
FIG.11 磁电机 22	FIG.11 Generator 22	FIG.29 中心支架·侧脚架 57	FIG.29 Stand Assy. Main·Side Stand Comp. 57
FIG.12 起动电机 24	FIG.12 Starting Motor 24	FIG.30 汽油箱 58	FIG.30 Fuel Tank 58
FIG.13 化油器 26	FIG.13 Carburetor 26	FIG.31 机油箱 60	FIG.31 Oil Tank 60
FIG.14 方向把·转向盖 28	FIG.14 Handle Steering·Handle Cover 28	FIG.32 车架 61	FIG.32 Frame Body 61
FIG.15 仪表 30	FIG.15 Speedometer 30	FIG.33 操作系统·后视镜 63	FIG.33 Handle Lever·Back Mirror 63
FIG.16 前方向灯·开关 32	FIG.16 Front Winker·Switch Unit 32	FIG.34 贴花 65	FIG.34 Stripe 65
FIG.17 前照灯 34	FIG.17 Head Light 34	FIG.35 随车工具 67	FIG.35 Chauffeur's Tools 67
FIG.18 后尾灯 35	FIG.18 Tail Light 35		

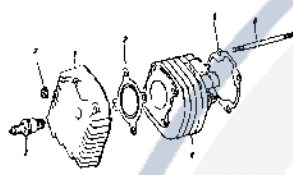
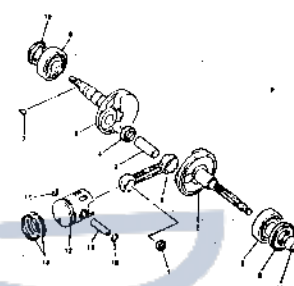
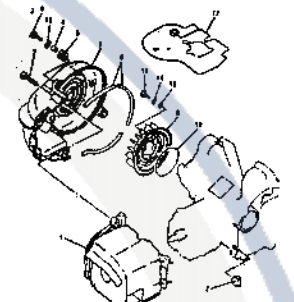
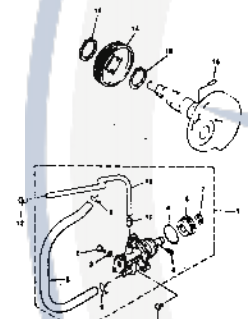
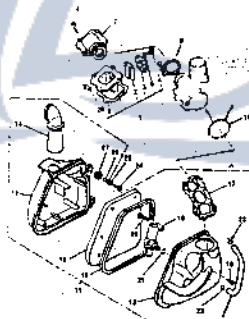
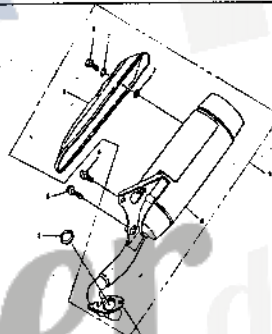
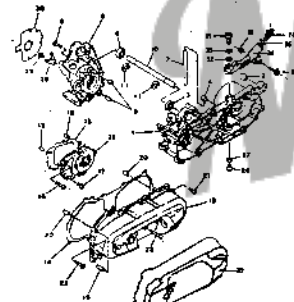
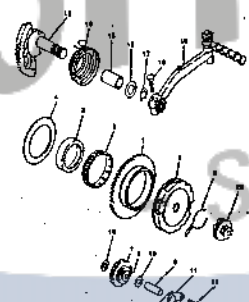
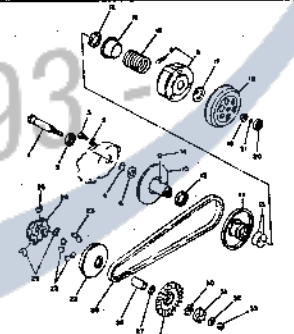
<p>FIG. 1 气缸 Cylinder —1—</p> 	<p>FIG. 2 曲轴·活塞 Crankshaft · Piston —2—</p> 	<p>FIG. 3 空气冷却罩·冷却风扇 Air Shroud · Fan —4—</p> 
<p>FIG. 4 机油泵 Oil Pump —6—</p> 	<p>FIG. 5 空滤器 Air Cleaner —8—</p> 	<p>FIG. 6 排气消声器 Exhaust Muffler —10—</p> 
<p>FIG. 7 曲轴箱体 Crankcase —12—</p> 	<p>FIG. 8 脚踏起动机构 Starter —16—</p> 	<p>FIG. 9 传动装置·离合器 Clutch —18—</p> 

FIG.10 传动齿轮
Transmission —20—

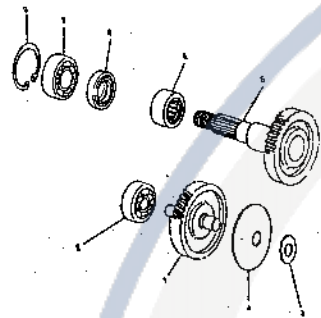


FIG.11 磁电机
Generator —22—

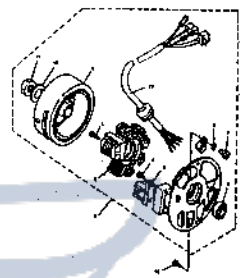


FIG.12 起动电机
Starting Motor —24—

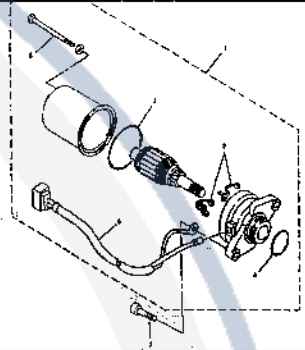


FIG.13 化油器
Carburetor —26—

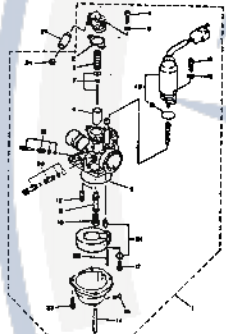


FIG.14 方向把·转向盖
Handle Steering·Handle Cover —28—

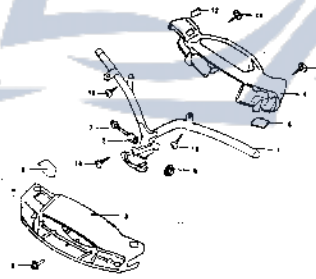


FIG.15 仪表
Speedometer —30—

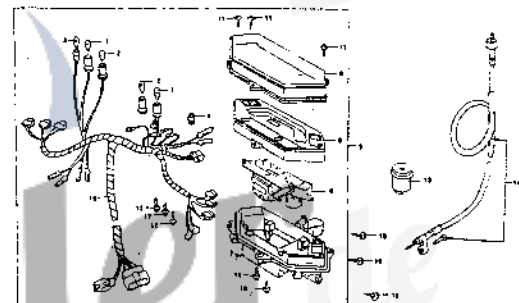


FIG.16 前方向灯·开关
Front Winker·Switch Unit —32—

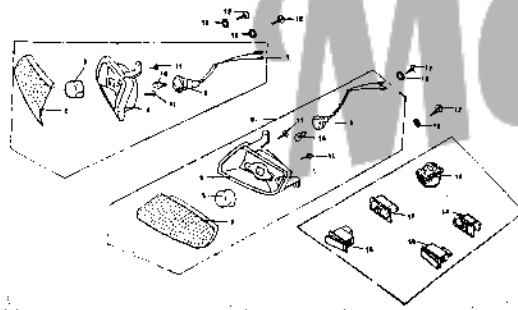


FIG.17 前照灯
Head Light —34—

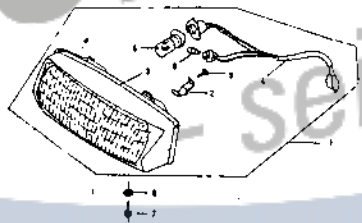
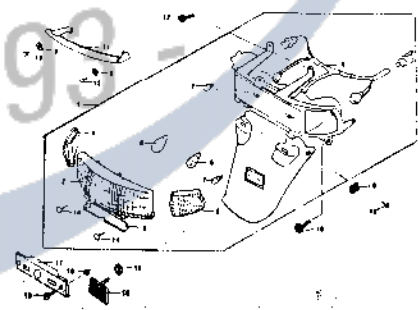
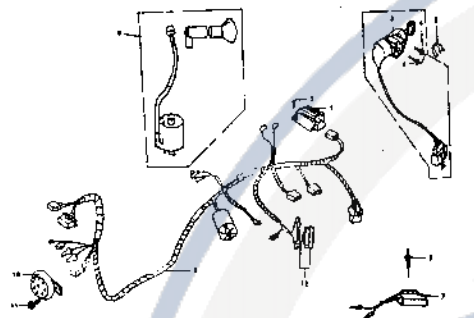
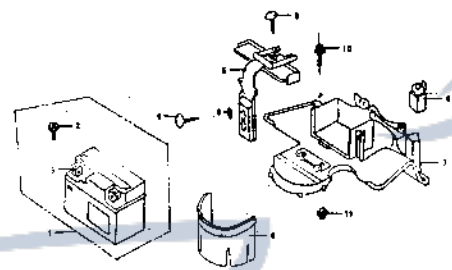
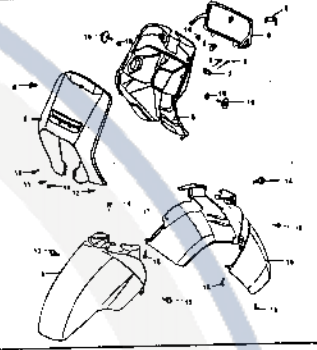

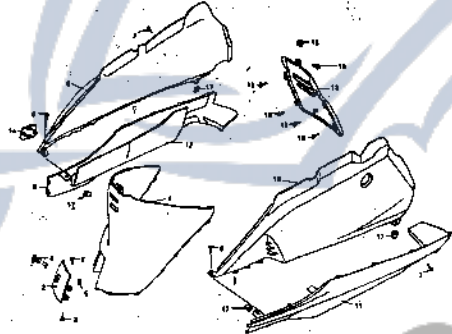
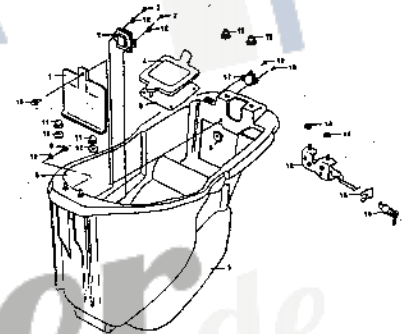
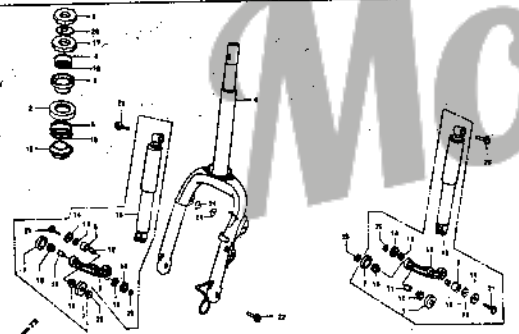
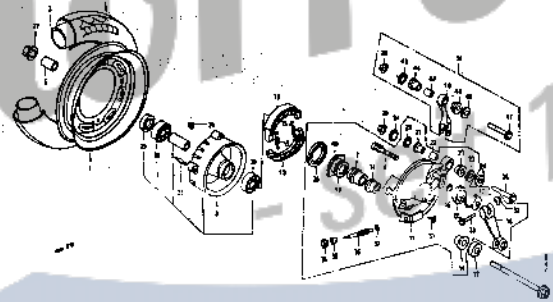
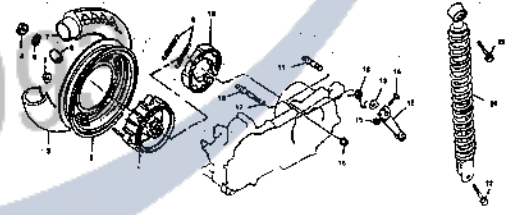


FIG.18 后尾灯
Tail Light —35—



<p>FIG. 19 电器 Electrical Devices —37—</p>	<p>FIG. 20 蓄电池 Battery —39—</p>	<p>FIG. 21 前挡泥板·内箱·前挡板 Front Fender·Inner Box·Front Cover —40—</p>
		
<p>FIG. 22 脚踏板·底盖 Floor Panel Comp·Bottom Cover —42—</p>	<p>FIG. 23 中央护盖·车体盖 Body Center Cover·Body Side Cover —44—</p>	<p>FIG. 24 行李箱 Luggage Box —46—</p>
		
<p>FIG. 25 前叉·前减震器 Front Fork·Front Cushion —48—</p>	<p>FIG. 26 前轮 Front Wheel —50—</p>	<p>FIG. 27 后轮·后减震器 Rear Wheel·Rear Cushion —54—</p>
		

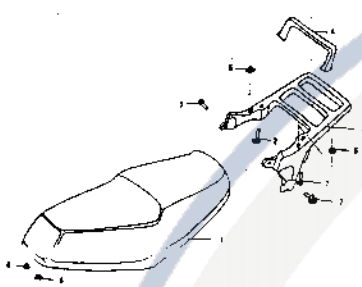
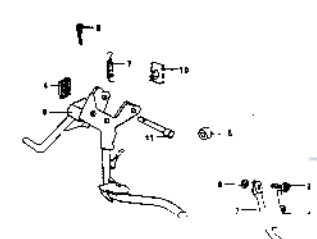
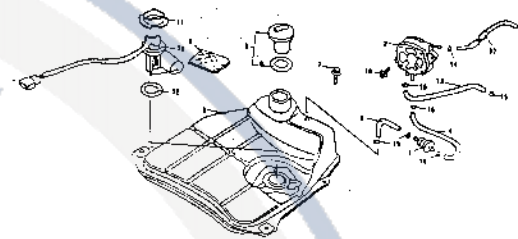
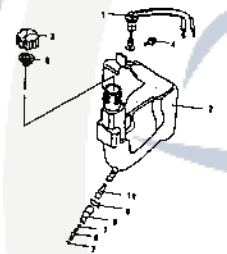
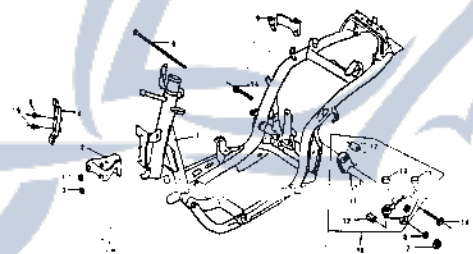

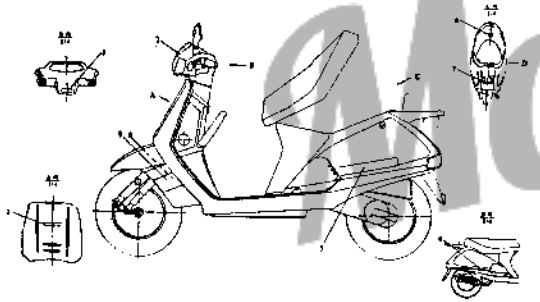
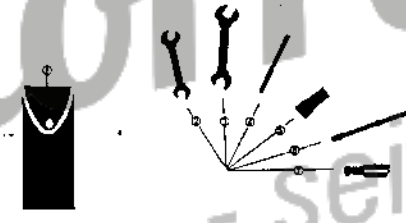
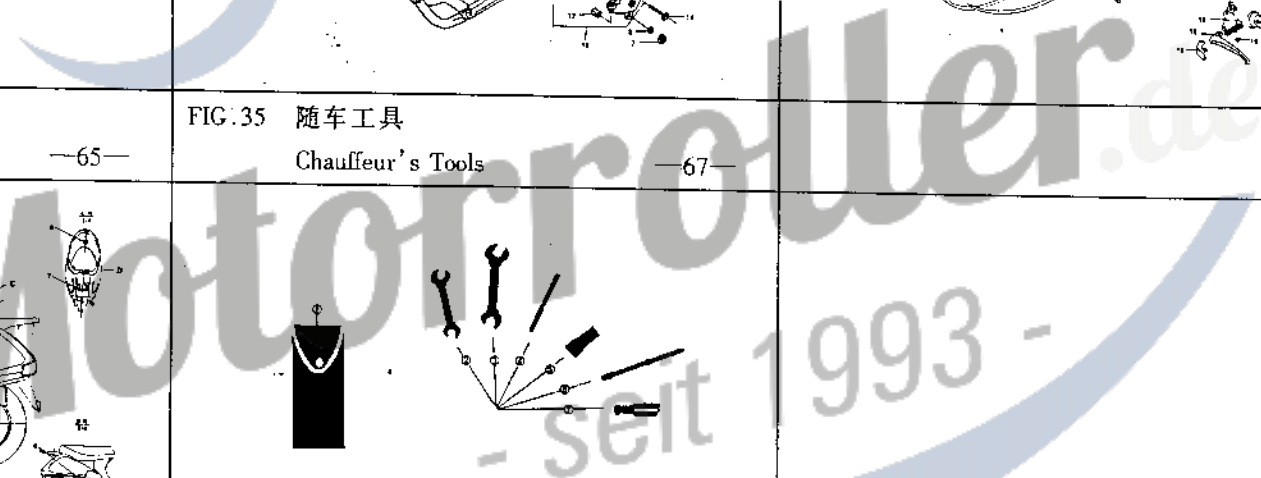
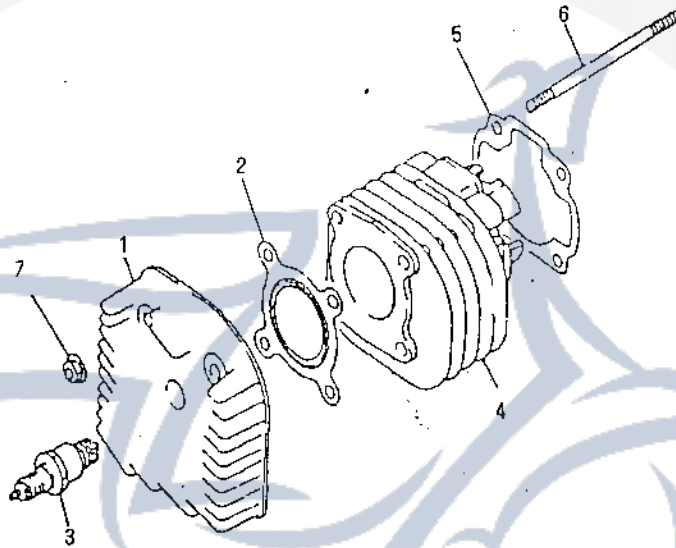

<p>FIG. 28 鞍座 Seat —56—</p> 	<p>FIG. 29 中心支架·侧脚架 Stand Assy. Main·Side Stand Comp. —57—</p> 	<p>FIG. 30 汽油箱 Fuel Tank —58—</p> 
<p>FIG. 31 机油箱 Oil Tank —60—</p> 	<p>FIG. 32 车架 Frame Body —61—</p> 	<p>FIG. 33 操作系统·后视镜 Handle Lever·Back Mirror —63—</p> 
<p>FIG. 34 贴花 Stripe —65—</p> 	<p>FIG. 35 随车工具 Chauffeur's Tools —67—</p> 	<p>FIG. 36 993 -</p> 

FIG.1 气缸
Cylinder



序号 No.	代号 Code Name	中文名称 Chinese	英文名称 Description	数量 Quantity	备注 Note
1	B202000001	气缸盖	Head, Cylinder	1	
2	B202000002	气缸盖衬垫	Gasket, Cylinder Head	1	
3		火花塞 4E8T 或 BP7HS	Plug, Spark 4E8T or BP7HS	1	
4	B202000003	气缸体	Cylinder	1	
5	B202000004	气缸衬垫	Gasket, Cylinder	1	
6	B201020021	双头螺柱	Bolt, Stud	4	
7	B201020022	螺母	Nut	4	

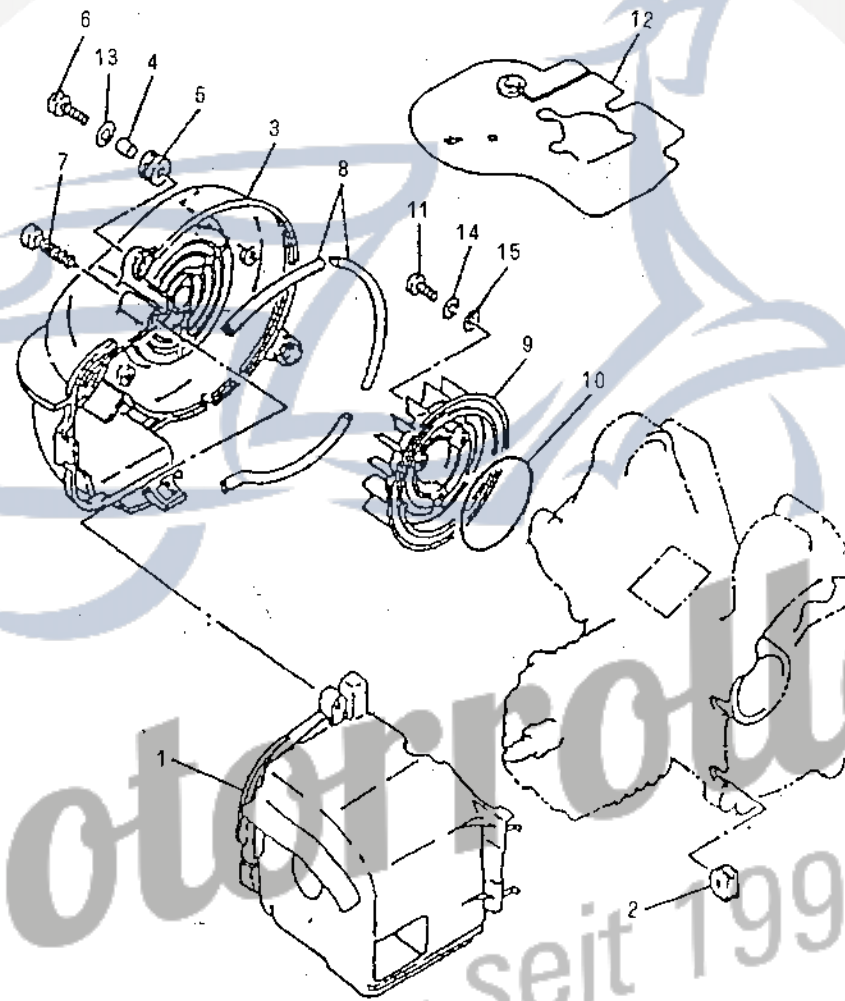
FIG.2 曲轴·活塞
Crankshaft·Piston



Motorroller.de
- seit 1993 -

序号 No.	代号 Code Name	中文名称 Chinese	英文名称 Description	数量 Quantity	备注 Note
1	B204040000	滚针轴承	Bearing	1	
2	B204010001	左曲柄	Crank 1	1	
3	B204010004	曲柄销	Pin, Crank 1	1	
4	B204010100	滚针轴承	Bearing	1	
5	B204010003	连杆	Rod, Connection	1	
6	B204010002	右曲柄	Crank 2	1	
7	GB1099 - 79	键 3 × 5 × 13	Key 3 × 5 × 13	1	
8	B204030000	滚动轴承	Bearing	2	
9	B201020017	左曲轴油封	Seal, Oil	1	
10	B201030002	右曲轴油封	Seal, Oil	1	
11	B204000002	衬套	Collar	1	
12	B204020000	活塞组合	Piston Set	1	
13	B204000003	活塞销	Pin, Piston	1	
14	B204000005	活塞环	Piston Ring Set	2	
15	B204000004	卡环	Cirelip	2	

FIG. 3 空气冷却罩·冷却风扇
Air Shroud·Fan



序号 No.	代号 Code Name	中文名称 Chinese	英文名称 Description	数量 Quantity	备注 Note
1	B210000001	气缸导风罩	Air Shroud, Cylinder 1	1	
2	B201020020	橡胶套	Grommet	2	
3	B210000002	风扇导风罩	Air Shroud, Cylinder 3	1	
4	B210000004	销套	Collar	2	
5	B210000003	减震垫	Grommet	2	
6	GB823—88	螺钉 M6 × 20	Screw M6 × 20	2	
7	GB845—85	自攻螺钉 ST6.3 × 40 - F	Screw, Tapping ST6.3 × 40 - F	1	
8	B210000005	密封条	Damper, Air Shroud 1	3	
9	B200010000—1	风扇叶轮	Fan	1	
10	B200010001	胶圈	O - Ring	1	
11	GB823—88	螺钉 M6 × 16	Screw M6 × 16	3	
12	B200000002	挡板	Deflector 1	1	
13	GB848—85	垫圈 6 - 140	Washer 6 - A140	2	
14	GB859—87	垫圈 6	Washer, Spring	3	
15	GB848—85	垫圈 6 - 140HV	Washer - 140HV	3	

序号 No.	代号 Code Name	中文名称 Chinese	英文名称 Description	数量 Quantity	备注 Note
1	B211000000	机油泵组件	Oil Pump Assy.	1	
2		螺栓	Bolt, Breather	1	
3		垫片	Gasket Breather Bolt	1	
4		O形环	O - Ring	1	
5		蜗轮	Gear, Worm Wheel	1	
6		定位销	Pin, Dowel	1	
7		卡环	Clip	1	
8		油管	Hose	1	
9		卡箍	Clip	2	
10		油管	Hose	1	
11		卡圈	Clip	1	
12		卡圈	Clip	1	
13	GB818—85	螺钉 M5 × 16	Screw M5 × 16	2	
14	B204000006	蜗杆	Gear, Pump Drive	1	
15	GB119—86	销 C3 × 12	Pin Dowel C3 × 12	1	
16	GB894.1—86	挡圈 19	Circlip 19	2	

FIG.4 机油泵
Oil Pump

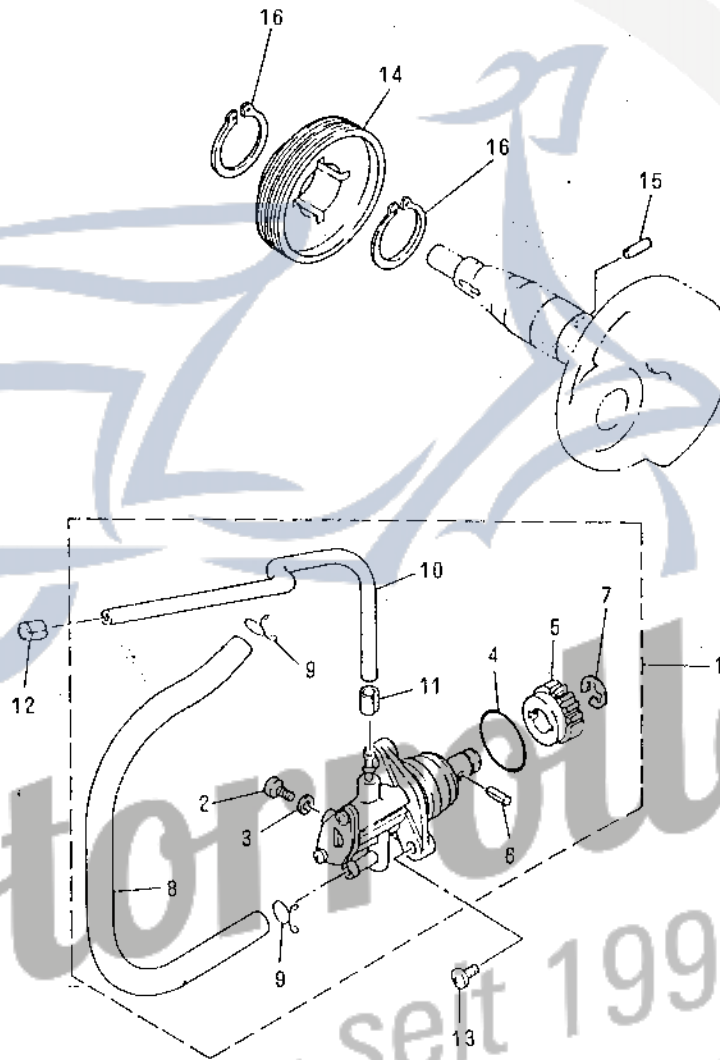
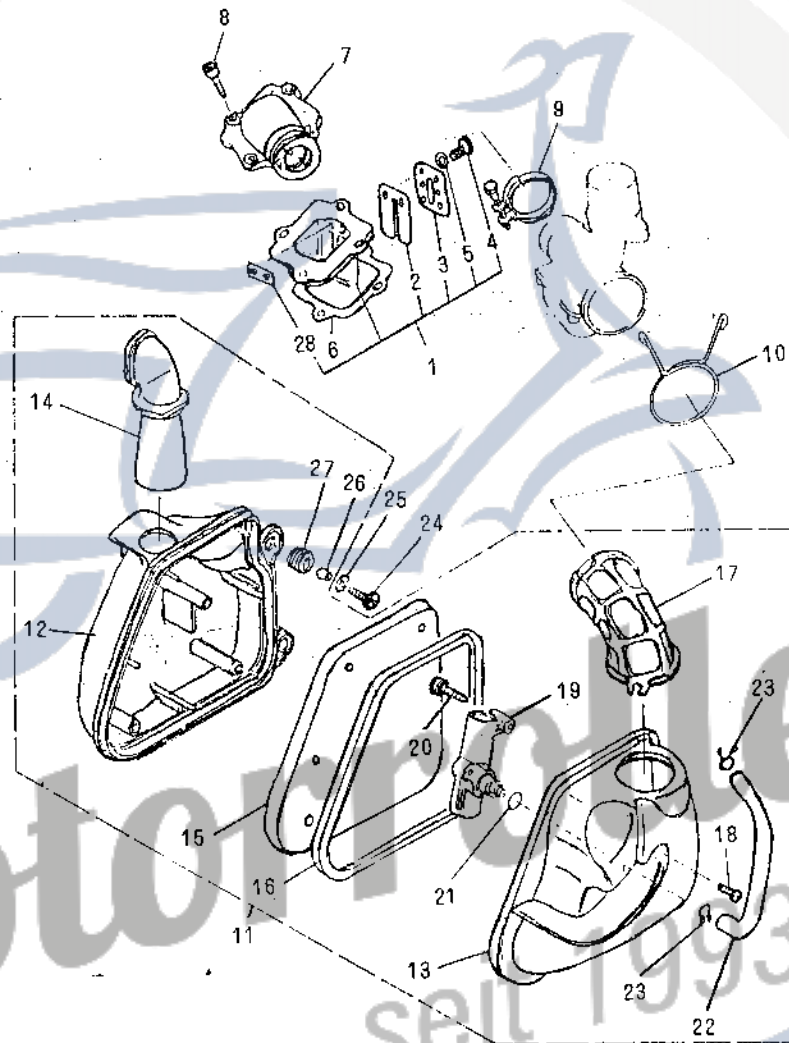
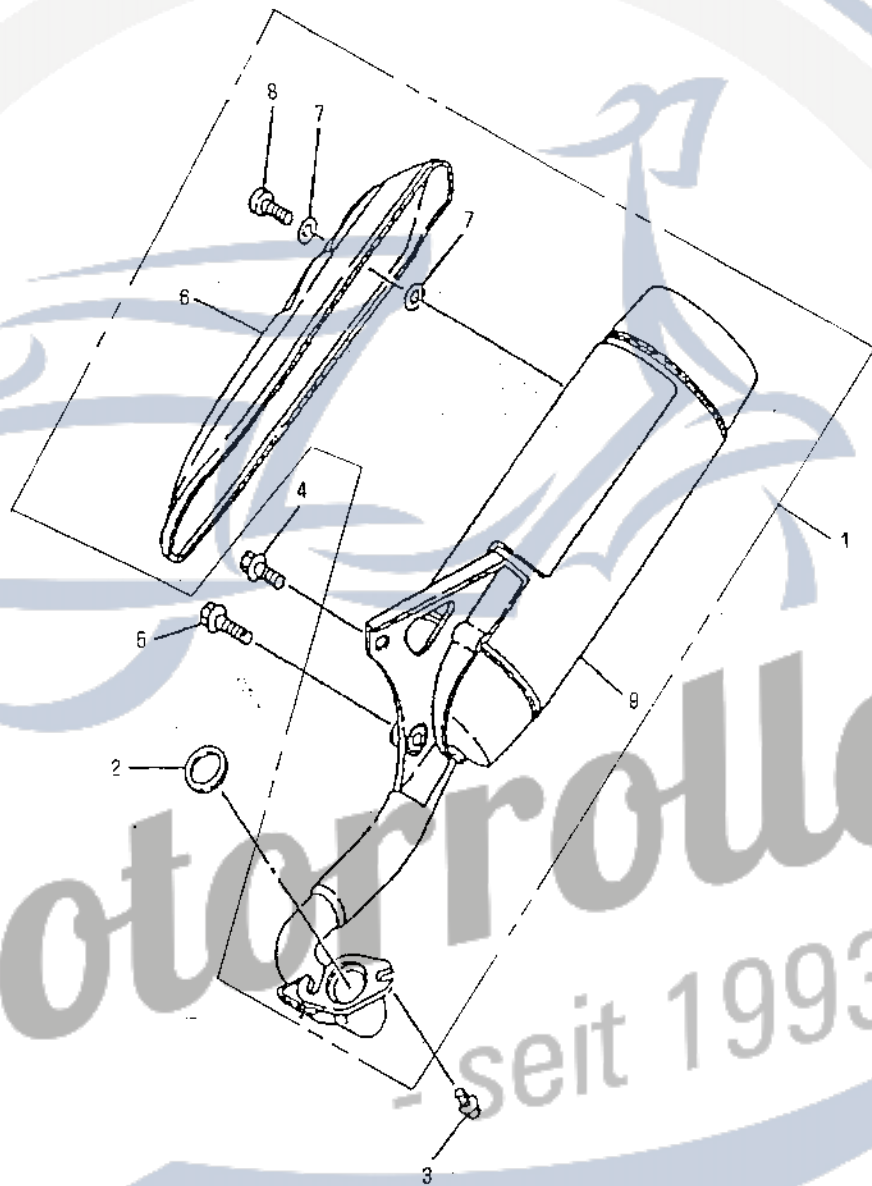


FIG. 5 空滤器
Air Cleaner



序号 No.	代号 Code Name	中文名称 Chinese	英文名称 Description	数量 Quantity	备注 Note
1	B208020000	簧片阀组合	Reed Valve Assy.	1	
2	B208020005	簧片	Reed, Valve	2	
3	B208020004	簧片限位板	Stopper, Reed Valve	2	
4	GB818—85	螺钉 M3 × 8	Screw M3 × 8	4	
5	GB848—85	垫圈 3—A140HV	Washer 3 - A140HV	4	
6	B208020003	簧片阀座垫片	Gasket, Valve Seat	1	
7	B208030000	进气管组合	Anifold, intake	1	
8	GB70—85	螺栓 M6 × 20	Bolt M6 × 20	4	
9	B208040000	卡箍组合	Clamp	1	
10		卡环	Clip	1	
11	B208010000	空滤器组合	Air Cleaner Assy.	1	
12		空滤器壳体	Air Cleaner Case	1	
13		空滤器盖	Cap, Cleaner Case 1	1	
14		防尘管	Duct	1	
15		滤网	Element, Air Cleaner	1	
16		密封圈	Seal	1	
17		连接管	Joint, Air Cleaner 1	1	
18		螺钉	Screw, Tapping	3	
19		空气辅助器总成	Carburetor Assy. 3	1	
20		自攻螺钉	Screw, Tapping	3	
21		O形环	O - Ring	1	
22		管子	Pipe 1	1	
23		卡环	Clip	2	
24	GB823—88	螺钉 M6 × 20	Screw M6 × 20	2	
25	GB848—85	垫圈 6—A140	Washer, Plate 6 - A140	2	
26		镶套	Collar	2	
27		固定套	Grommet	2	
28	B208020002	螺母板	Nut Plate	1	

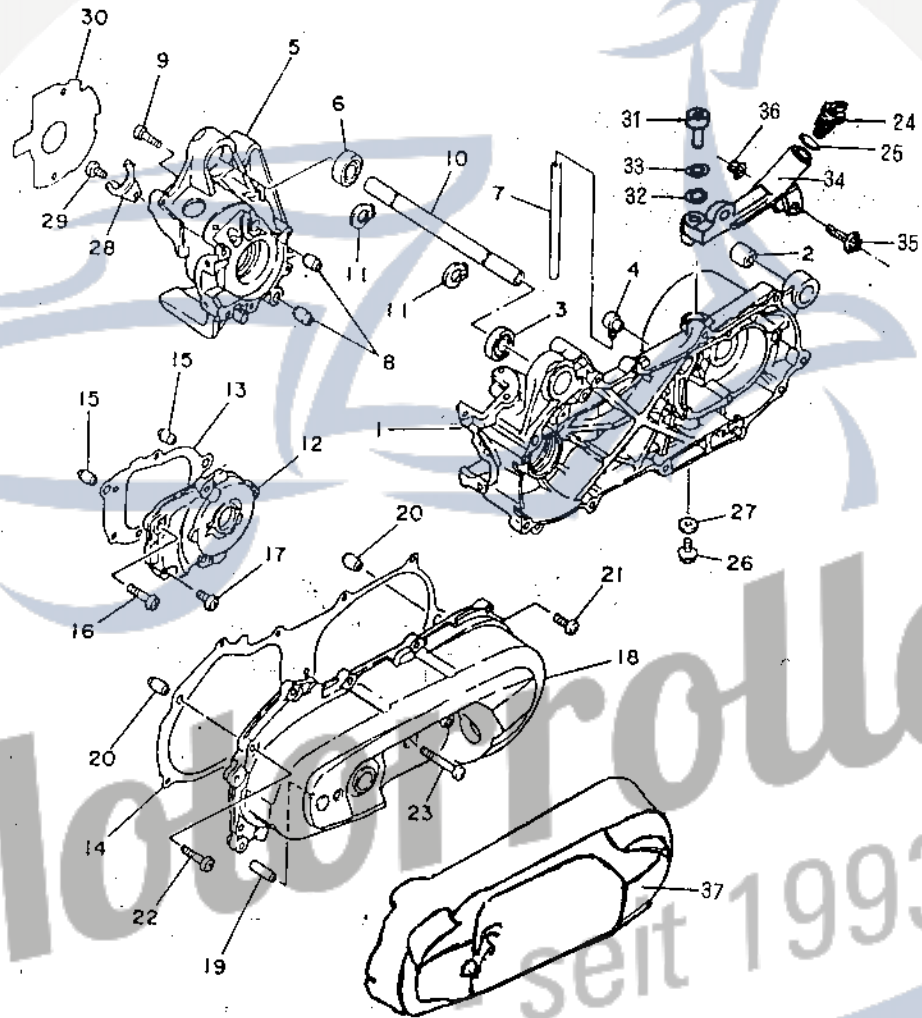
FIG. 6 排气消声器
Exhaust Muffler



序号 No.	代号 Code Name	中文名称 Chinese	英文名称 Description	数量 Quantity	备注 Note
1	B209000000	排气消声器	Exhaust Pipe Assy. 1	1	
2	B202010000	排气管垫片	Gasket, Exhaust Pipe	1	
3	B202000005	螺钉	Screw	2	
4	GB5787—86	紧固螺栓 M8 × 20 - Zn·D	Bolt, Flg.	1	
5	GB5783—86	紧固螺栓 M8 × 30 - Zn·D	Bolt, Flg.	1	
6		消音筒护罩	Protector, Muffler 1	1	
7		平垫圈	Washer, Plate	4	
8		螺钉	Screw, Binding Head	2	
9		排气消声器本体	Ex. Muffler Assy. Main	1	

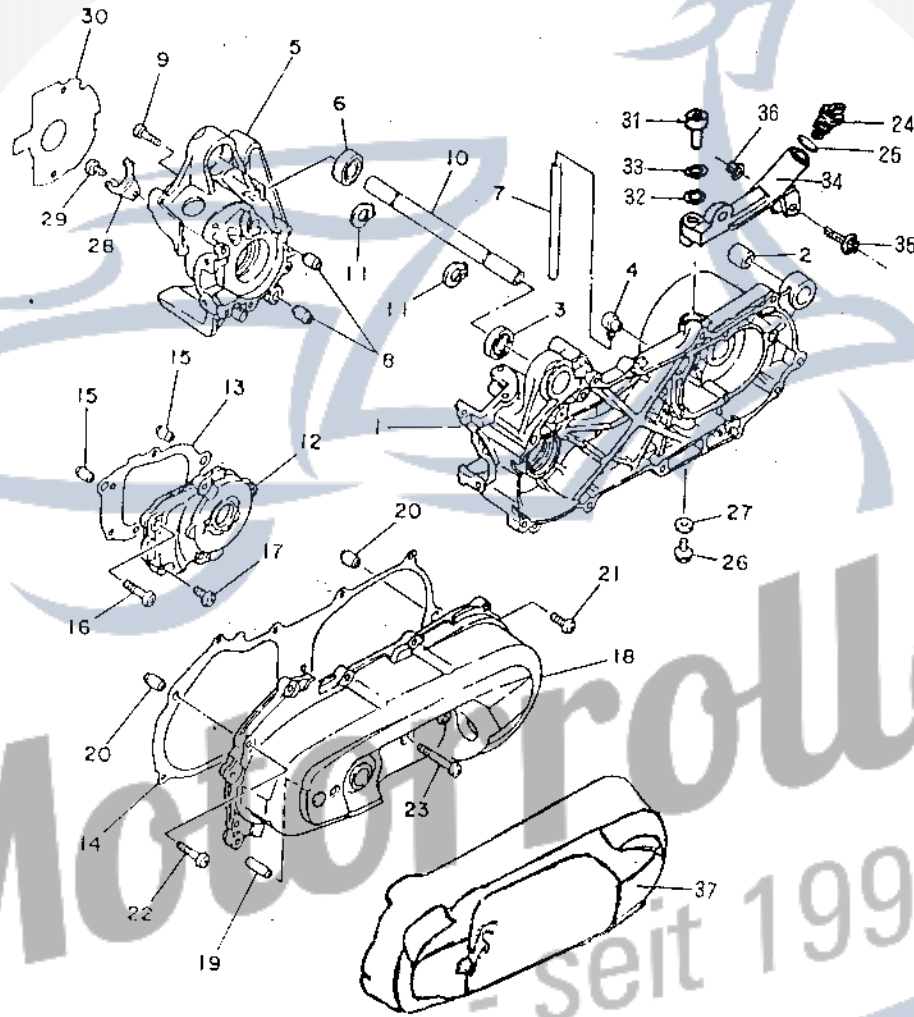
Motorroller.de
- seit 1993 -

FIG.7 曲轴箱体
Crankcase




序号 No.	代号 Code Name	中文名称 Chinese	英文名称 Description	数量 Quantity	备注 Note
1	B201020019	左箱体本体	Crankcase 1	1	
2	B201020100	减震套	Bush, Bear Shock Absorber	1	
3	B201020008	吊装孔轴承	Bearing	1	
4	B201020007	通气塞	Breather	1	
5	B201030001	右箱体本体	Crankcase 2	1	
6	B201020008	吊装孔轴承	Bearing	1	
7	B201020006	通气管	Hose	1	
8	B201020016	定位销	Pin, Dowel	2	
9	GB823 - 88	螺钉 M6 × 35	Screw, M6 × 35	6	
10	B201030005	曲轴箱固定轴	Spacer, Engine Hount	1	
11	GB894.1 - 86	挡圈 17	Circlip 17	2	
12	B206010001	齿轮箱盖	Cover, Crankcase 2	1	
13	B200000001	齿轮箱盖垫片	Gasket, Crankcase Cover 2	1	
14	B201000001	左曲轴箱盖垫片	Gasket, Crankcase Cover 1	1	
15	B201020010	定位销	Pin, Dowel	2	
16	GB823 - 88	螺钉 M6 × 30	Screw M6 × 30	2	
17	GB823 - 88	螺钉 M6 × 20	Screw M6 × 20	3	
18	B201010001	侧盖	Cover, Crankcase 1	1	
19	B201010009	脚起动爪轴	Shaft	1	
20	B201020010	定位销	Pin, Dowel	2	
21	GB823 - 88	螺钉 M6 × 25	Screw M6 × 25	8	
22	GB823 - 88	螺钉 M6 × 30	Screw M6 × 30	2	
23	GB823 - 88	螺钉 M6 × 65	Screw M6 × 65	1	
24	B201020003	加油螺塞	Plug, Oil	1	

FIG. 7 曲轴箱体
Crankcase



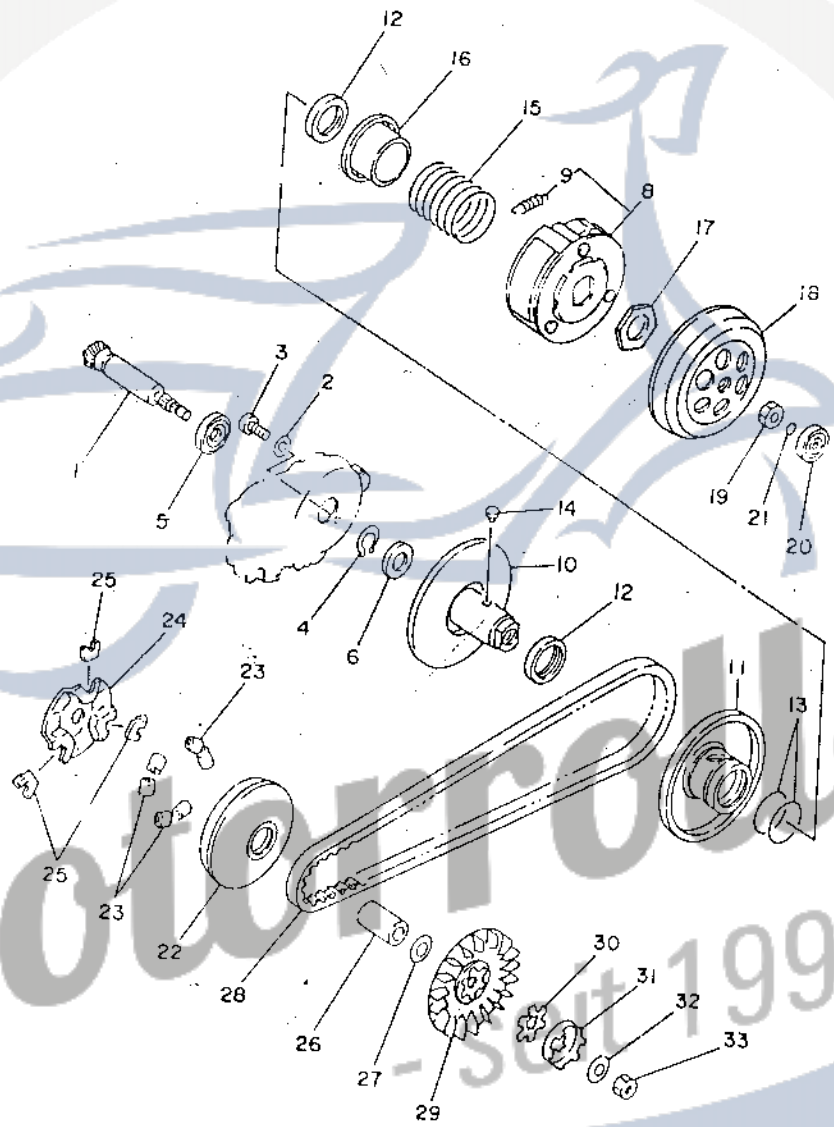
序号 No.	代号 Code Name	中文名称 Chinese	英文名称 Description	数量 Quantity	备注 Note
25	B201020004	O形圈	O - Ring	1	
26	B201020002	螺栓	Bolt, Flange.	1	
27	B201020001	垫圈	Washer	1	
28	B201030004	压板	Holder	1	
29	GB823—88	螺钉 M6 × 10	Screw, Pan Head (+) M6 × 10	1	
30	B201030003	曲轴箱盖垫片	Gasket, Crankcase Cover	1	
31	3301000001	空心螺栓	Bolt	1	
32	GB34521—82	O型圈 13.2 × 1.8	O - Ring 13.2 × 1.8	1	
33	GB34521—82	O型圈 18 × 2.65	O - Ring 18 × 2.65	1	
34	3301010000	吊耳	Hanger	1	
35	GB5787—86	螺栓 M8 × 40—Zn·D	Bolt M8 × 40 - Zn·D	1	
36	GB6187—86	螺母 M8—Zn·D	Nut M8 - Zn·D	1	
37	B201010300	侧盖塑料罩壳组件	Cover, Crankcase 3	1	

FIG. 8 脚踏起动机构
Starter




序号 No.	代号 Code Name	中文名称 Chinese	英文名称 Description	数量 Quantity	备注 Note
1	B212040000	星轮座齿轮组件	Wheel, Starter	1	
2	B212030000	滚动轴承	Bearing	1	
3	B201020018	轴衬	Boss, Gear 2	1	
4	B212000004	止推片	Washer, Plate	1	
5	B212020000	电起动离合器组合	Starter Clutch Assy.	1	
6	B201010002	脚起动爪长簧	Clip	1	
7	B212000001	电起动传动齿轮	Gear, Idle 1	1	
8	B212010000	滚动轴承	Bearing	1	
9	B201020009	销轴	Shaft, Idle Gear	1	
10	B212000003	垫圈	Washer, Plate	2	
11	B212000002	压板	Plate, Idle Gear	1	
12	GB823—88	螺钉 M6 × 10	Screw M6 × 10	2	
13	B201010200	脚起动轴组件	Kick Shaft Assy.	1	
14	B201010003	脚起动轴弹簧	Spring, Torsion	1	
15	B201010008	脚起动衬套	Bush, Solid	1	
16	B201010007	脚起动轴垫圈	Washer, Plate	1	
17	GB894.1—86	挡圈 15	Circlip	1	
18	B201010400	脚起动脚踏杆组合	Kick Crank Assy.	1	
19	GB5782—86	螺栓 M6 × 25	Bolt M6 × 25	1	
20	B201010100	起动爪组件	Kick Pinion Assy.	1	

FIG.9 传动装置·离合器
Clutch



序号 No.	代号 Code Name	中文名称 Chinese	英文名称 Description	数量 Quantity	备注 Note
1	B206010000	离合器主轴组件	Gear, Primary Drive Assy.	1	
2	GB96—85	垫圈 6—100HV	Washer 6 - 100HV	1	
3	GB823—88	螺钉 M6×10	Screw M6×10	1	
4	GB894.1—86	挡圈 17	Circlip 17	1	
5	B206010100	滚动轴承	Bearing	1	
6	B206010002	骨架油封	Seal, Oil	1	
8	B206030000	离心块组件	Clutch Carrier Assy.	1	
9	B206030003	离心块拉簧	Spring, Clutch Weight	3	
10	B206020100	皮带轮右半焊件	Secondary Fixed Sheave Comp.	1	
11	B206020200	皮带轮左半焊件	Secondary Sliding Sheave	1	
12	B206020004	油封	Seal, Oil	2	
13	B206020003	O形圈	O - Ring	2	
14	B206020002	导向销钉	Pin, Guids	2	
15	B206000015	离合器压簧	Spring, Compression	1	
16	B206020001	弹簧座	Seat, Secondary Spring	1	
17	B206000014	扁螺母	Nut	1	
18	B206040000	摩擦片组件	Clutch Housing Comp.	1	
19	B206000013	薄螺母	Nut	1	
20	B201010006	轴承	Bearing	1	
21	B206000012	O形环	O - Ring	1	
22	B206070000	主动皮带轮右半组件	Primary Sliding Sheave Comp.	1	
23	B206080000	滚轮组件	Weight	6	
24	B206000005	滚轮滑盘	Cam	1	
25	B206000004	缓冲块	Slider	3	
26	B206000006	滑套	Collar	1	
27	B206000010	垫片	Washer, Plate	1	
28	B206000011	齿形三角皮带	V - Belt	1	
29	B206000007	主动皮带轮左半	Sheave, Primary Fixed	1	
30	B206000008	花键板	Washer, Claw	1	
31	B206000009	起动盘	Clutch, Oneway	1	
32	B204000001	弹性垫圈	Washer, Conical Spring	1	
33	GB6171—86	螺母 M10×1.25	Nut M10×1.25	1	

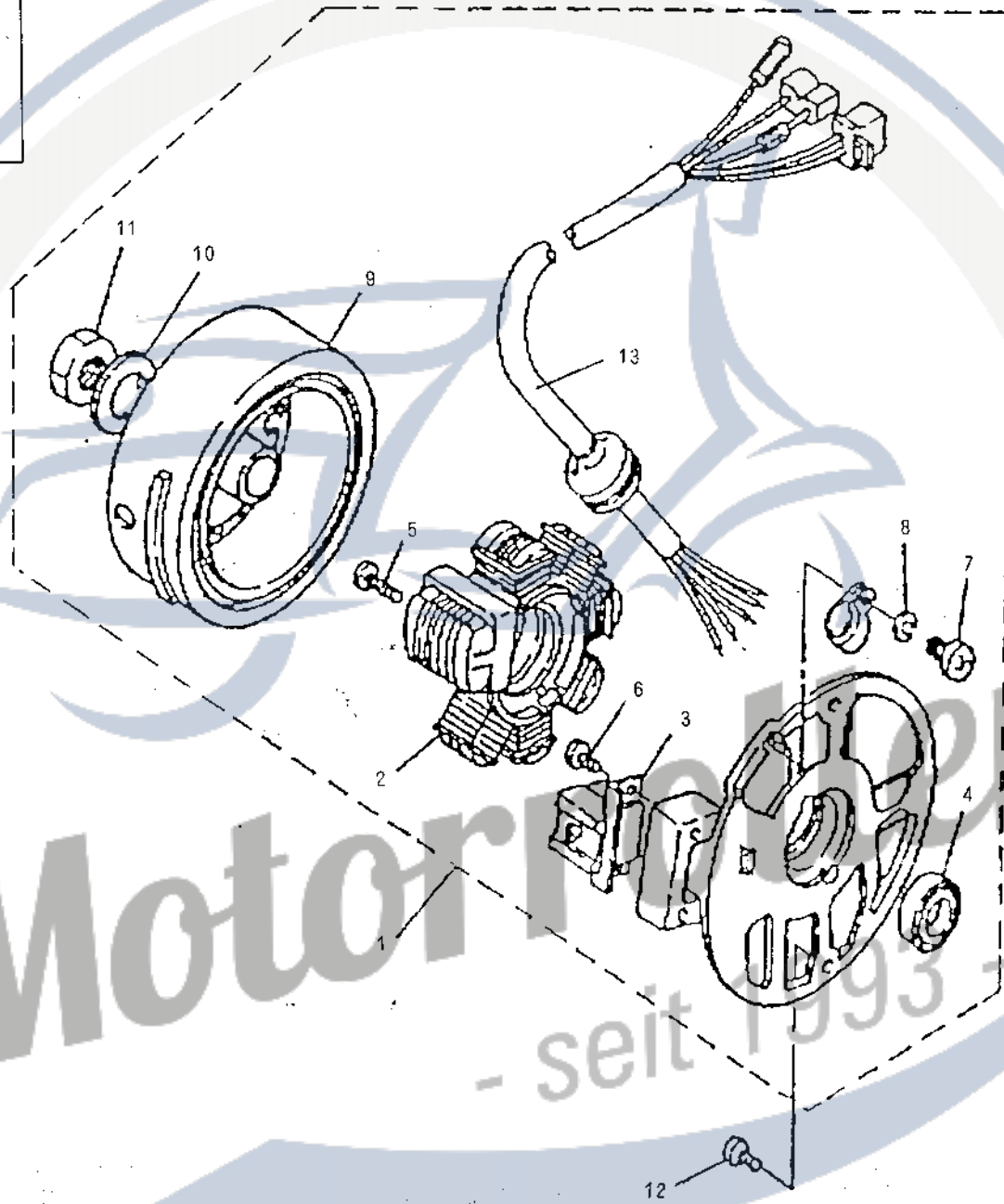
FIG.10 传动齿轮
Transmission



序号 No.	代号 Code Name	中文名称 Chinese	英文名称 Description	数量 Quantity	备注 Note
1	B206060000	中间轴组件	Main Axle Comp.	1	
2	B201020015	中间轴右轴承	Bearing	1	
3	B206000002	垫圈 12	Washer, Plate 12	1	
4	B206000003	碟形簧	Washer, Conical Spring	1	
5	B206050000	输出轴组件	Drive Axle Assy.	1	
6	B201020012	滚针轴承	Bearing	1	
7	B201020013	输出轴右轴承	Bearing	1	
8	B201020011	输出轴油封	Seal, Oil	1	
9	B201020014	挡圈	Circlip	1	

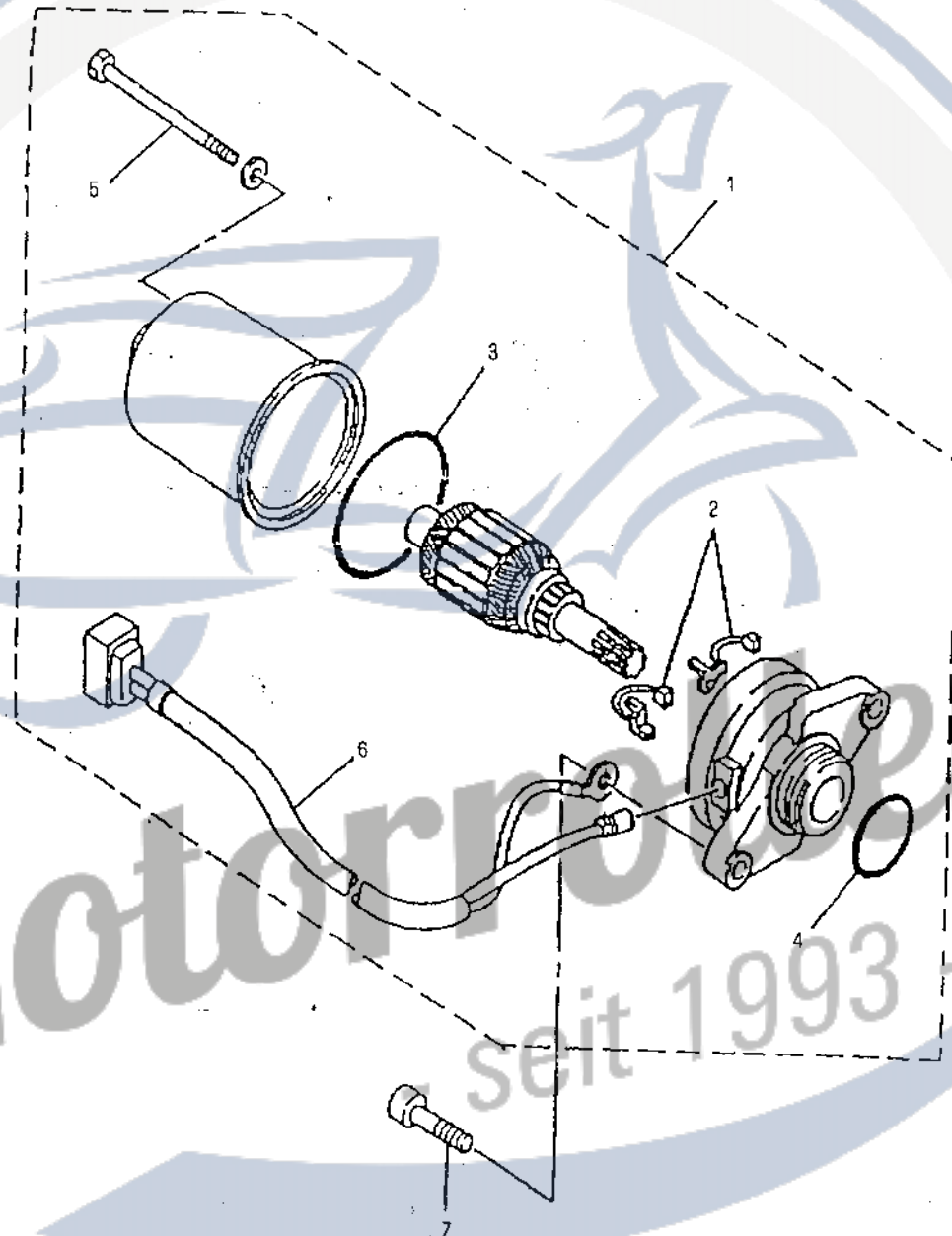
Motorroller.de
- seit 1993 -

FIG. 11 磁电机
Generator



序号 No.	代号 Code Name	中文名称 Chinese	英文名称 Description	数量 Quantity	备注 Note
1	B200040000	磁电机组件	Generator Assy.	1	
2		定子线圈组	Stator Comp.	1	
3		脉冲触发器	Coil, Pulser	1	
4		油封	Seal, Oil	1	
5		螺钉(十字头)	Screw, Pan Head(+)	2	
6		螺钉(十字头)	Screw, Pan Head(+)	2	
7		螺钉(十字头)	Screw, Pan Head(+)	1	
8		弹性垫圈	Washer, Spring	1	
9		转子总成	Rotor Assy.	1	
10		平垫圈	Washer, Plate	1	
11		螺母	Nut, Hexagon	1	
12		螺钉	Screw, Pan Head	2	
13		导线	Wire	1	

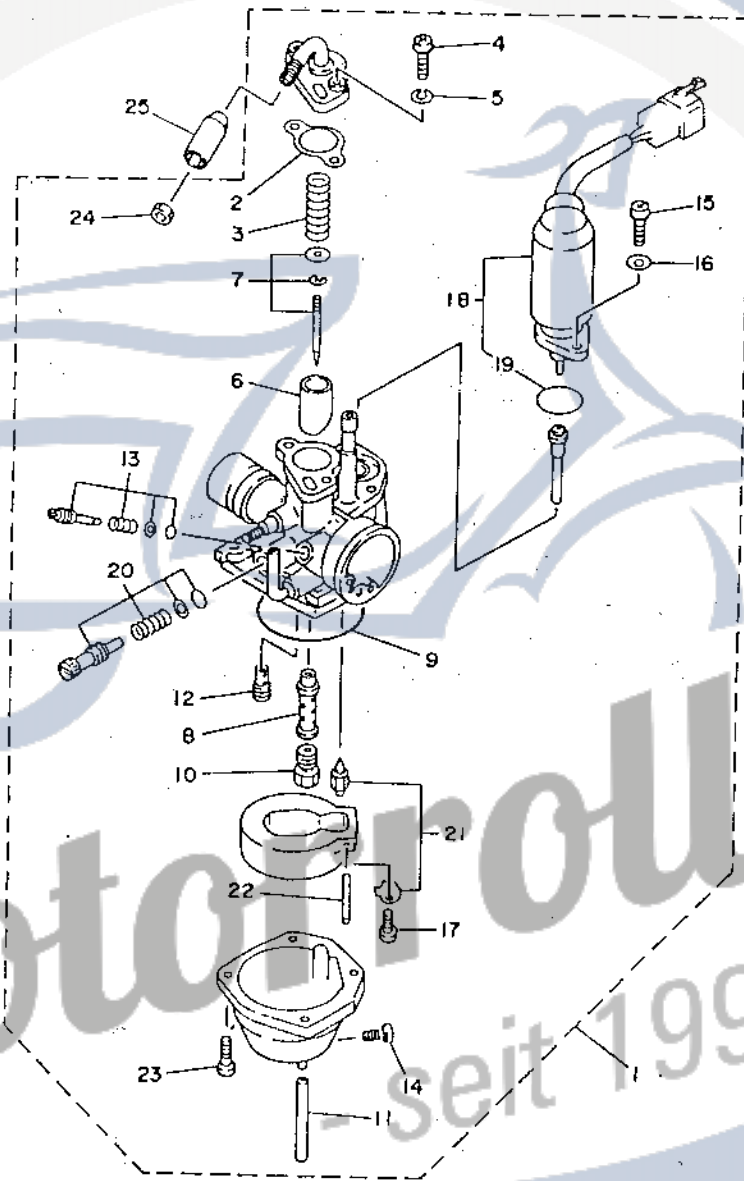
FIG.12 起动电机
Starting Motor



序号 No.	代号 Code Name	中文名称 Chinese	英文名称 Description	数量 Quantity	备注 Note
1	B200050000	起动电机组件	Starting Motor Assy.	1	
2		电刷导线	Brush Set	1	
3		O形圈	O - Ring	1	
4		O形圈	O - Ring	1	
5		螺栓	Bolt	2	
6		电缆线束总成	Cord comp.	1	
7		螺栓	Bolt	2	

Motorroller.de
- seit 1993 -

FIG. 13 化油器
Carburetor



Motocrossroller.de
- seit 1993 -